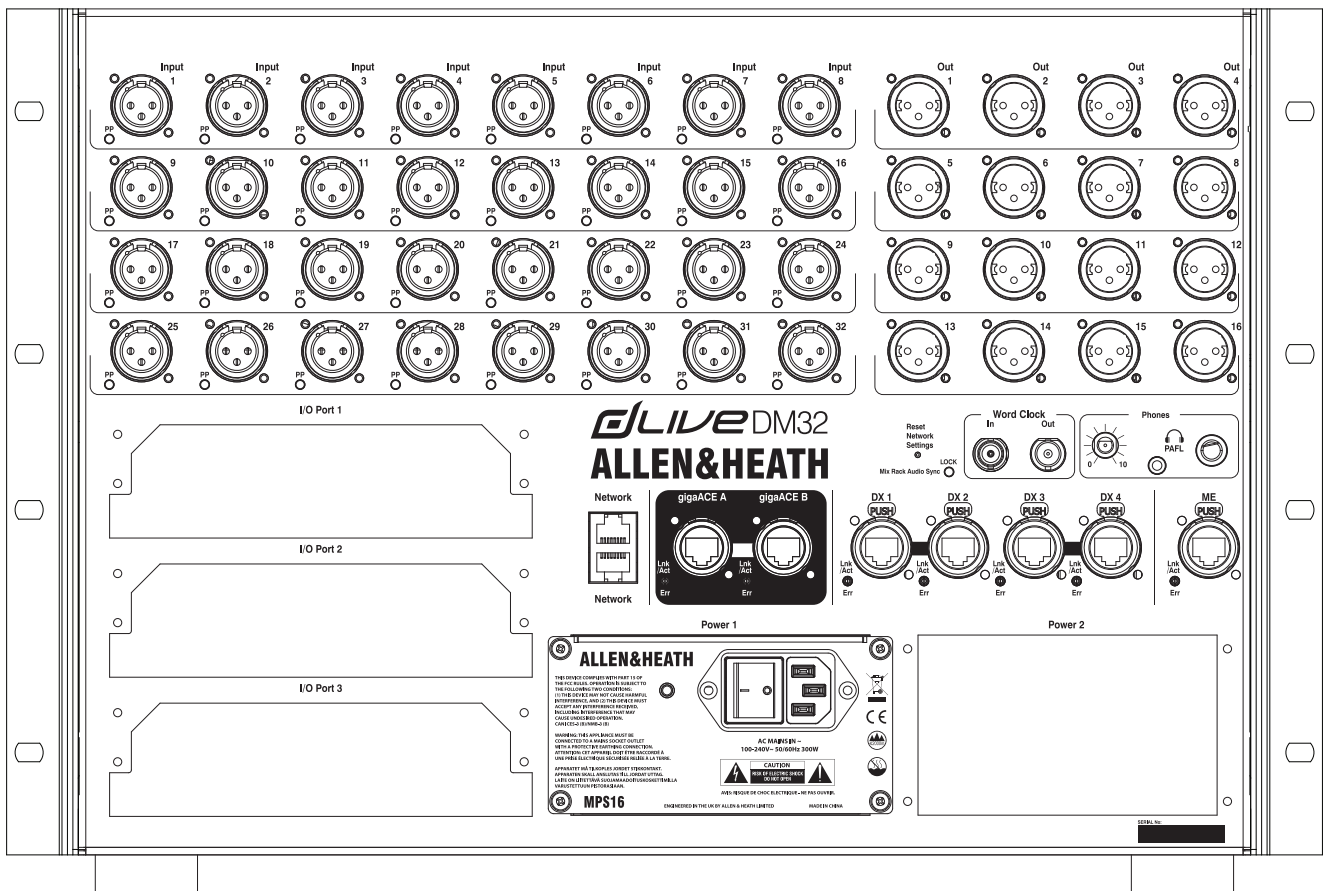


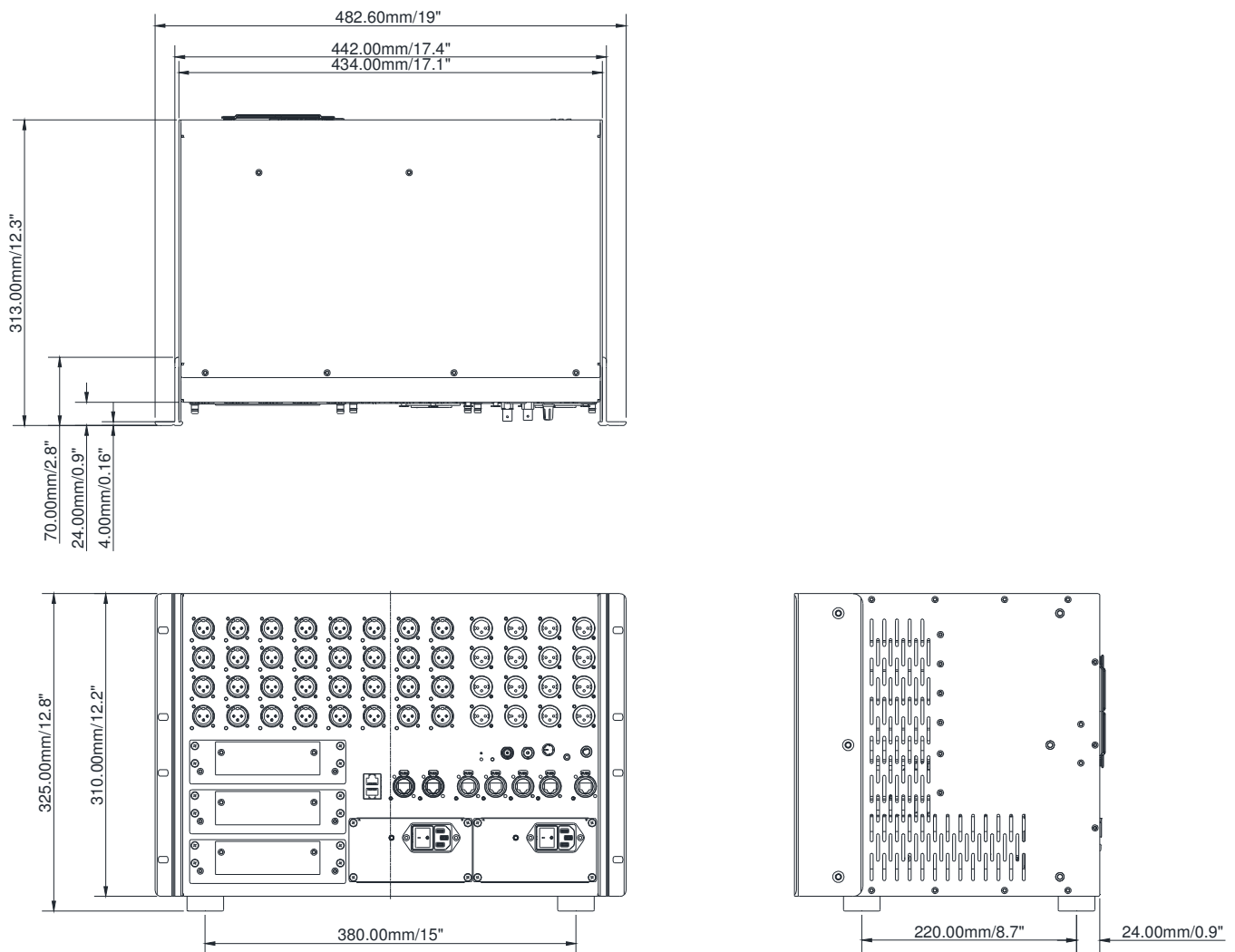
DM32 Technical Datasheet

Overview

- 32 mic/line inputs, 16 line outputs
- **XCVI** 160x64 FPGA core
 - 96kHz sample rate
 - Variable bit-depth for ultimate precision and noise performance
 - Virtually infinite mix headroom thanks to 96bit accumulator
 - Class leading, ultra-low latency 0.7ms
- 128 Input Channels with full processing
- 64 Mix Outputs with full processing
- Configurable 64 bus architecture (group, FX, aux, matrix, mains)
 - LR, LCR and up to 5.1 mains mode
 - Multiple PFLs
- 16 **RackExtra FX** with dedicated stereo returns
- Automatic Mic Mixer (AMM) up to 4 zones, 64 ch
- **DEEP** processing – powerful embedded plugins including GEQ and compressor modelling
- 24 DCAs
- Built-in signal generator, RTA and spectrogram
- New preamp design for extra transparency
- Unique Active PAD circuit for consistent performance with any source
- Connection hub
 - Dual redundant GigaACE gigabit link to Surface
 - 2x redundant DX links for I/O expansion
 - 3x I/O Ports – 128 ch 96 kHz each
 - Dedicated ME-1 48kHz port
 - 2x Network ports
 - Wordclock BNC I/O
- Dual redundant, hot swappable power supply
- Flush front panel with ultra quiet fan
- Reversible rack ears design



Dimensions



A&E Specifications

The mixer shall be a rackmountable device capable of stand-alone operation, with or without a control surface. It shall be capable of 128 input channels, 64 mix busses, and over 800 soft-patchable system inputs and outputs, all independently assigned. There shall be 16 stereo rack FX engines with dedicated stereo returns, and 24 DCAs. The rack unit shall contain the mix engine. This mix engine shall run at 96kHz sampling rate and employ FPGA technology for digital signal processing. The system latency from analogue input to output shall not exceed 0.7ms.

The mixer shall provide 32 XLR inputs of high quality and capable of handling microphone or line signals and shall have remote controlled analogue gain adjustable in 1dB steps, a 20 dB PAD, and phantom power. All input channels shall be configurable mono/stereo and have access to any hardware input on the unit, or remote input via expansion options. Mix busses shall be configurable as any combination of mono/stereo auxiliary sends, groups, mains, FX sends or matrices. All output channels shall be routable to any of the 16 XLR line outputs on the unit, or remote output via expansion options. All input channels shall contain the following processing: Trim, Polarity, High Pass Filter, Low Pass Filter, two Insert points, Gate, Parametric EQ, Compressor, Delay. All

output mix channels shall contain the following processing: External input, Trim, Polarity, Insert, Parametric EQ, Graphic EQ, Compressor, Delay. The channel processing shall also provide high quality emulations of classic compressors and GEQs. These emulations shall be insertable on the fly on any channel without using the internal FX and without the need of external plug-ins or licenses.

16 user-assignable effect racks shall be provided with a library of factory preset FX emulations. The FX racks shall be individually configurable as send/return from a channel or FX/Mix, or inserted into input or output channels. The mixing system shall provide the options of FX racks processed signals to be returned to other mixes via dedicated FX input channels with PEQ, assigned as sources to input channels, daisy-chained to another FX rack by internal patching, or routed to an output socket or interface channel. A global source option for input channel direct outs shall be provided in the routing screen. The tap-off point can be adjusted to the following positions in the processing path: post Preamp, post HPF, post Gate, post Insert return, post PEQ, post Compressor, and post Delay. There shall be further global options for Follow Fader, and Follow Mute.

The mixer shall provide Automatic Mic Mixing (AMM) of up to 64 microphone sources into 1, 2 or 4 zones. The AMM shall be capable of running in classic gain sharing mode or optionally as a NOM (Number of Open Microphones) algorithm.

Three 128-channel I/O ports for optional digital interface modules shall also be provided. Optional interface modules shall include: MAD1, EtherSound, Dante, Waves SoundGrid, and ACE.

A pair of Ethercon ports shall be provided for redundant connection to the control surface via the Allen & Heath gigaACE protocol. This connection shall carry over 300x300 channels of uncompressed audio at 96kHz, control data and tunnelling of third party Ethernet traffic. 4 Ethercon ports shall be provided for I/O expansion via redundant audio connections each carrying up to 32x32 channels of uncompressed audio at 96kHz. A range of optional expansion racks shall be provided and shall include a modular rack with 8-channel card options including analogue or digital I/O. A further Ethercon port shall be provided for connection to the Allen & Heath ME personal mixing system. This connection shall carry 40 channels of uncompressed audio at 48kHz with built-in sample rate conversion, and channel naming.

A pair of BNC connectors shall be provided on the unit for Wordclock input and output. A pair of RJ45 sockets shall also be provided for gigabit Ethernet network connections to laptops or other control systems. A headphone output shall be provided.

The unit shall have a modular power supply accepting AC mains voltages of 100~240V, 50/60 Hz, 300W max via an

earthed 3-pin IEC male connector. A rocker switch shall be provided near the mains inlet to isolate the mixer from the incoming mains supply. The unit shall also provide the option for a second, hot-swappable, redundant power supply. This shall be of the same type and interchangeable with the power supply fitted as standard.

The rack ears shall be provided with the unit and reversible so that either face of the unit can be presented on the front of the rack or flight case.

The mixer shall provide the facility to save 500 scenes. The scenes shall be name-able and a descriptive text entry per scene provided. A comprehensive table of Scene Safes shall be provided to prevent selected items from being changed from their state when the safe was enabled. A comprehensive scene filter shall be provided per scene to Allow / Block each parameter saved in a scene from being changed as that scene is recalled. A Cue List of scenes shall be provided to facilitate a running order of scenes from the master list. A crossfade of up to 20 seconds shall be adjustable per scene. Scene recall may be embedded into a scene with the option to delay the start of the embedded scene recall by up to 4 minutes.

An option shall be provided for password protection for log-in of several users with different levels of system access and permissions. A particular scene may be chosen to be recalled per change of user-login if desired.

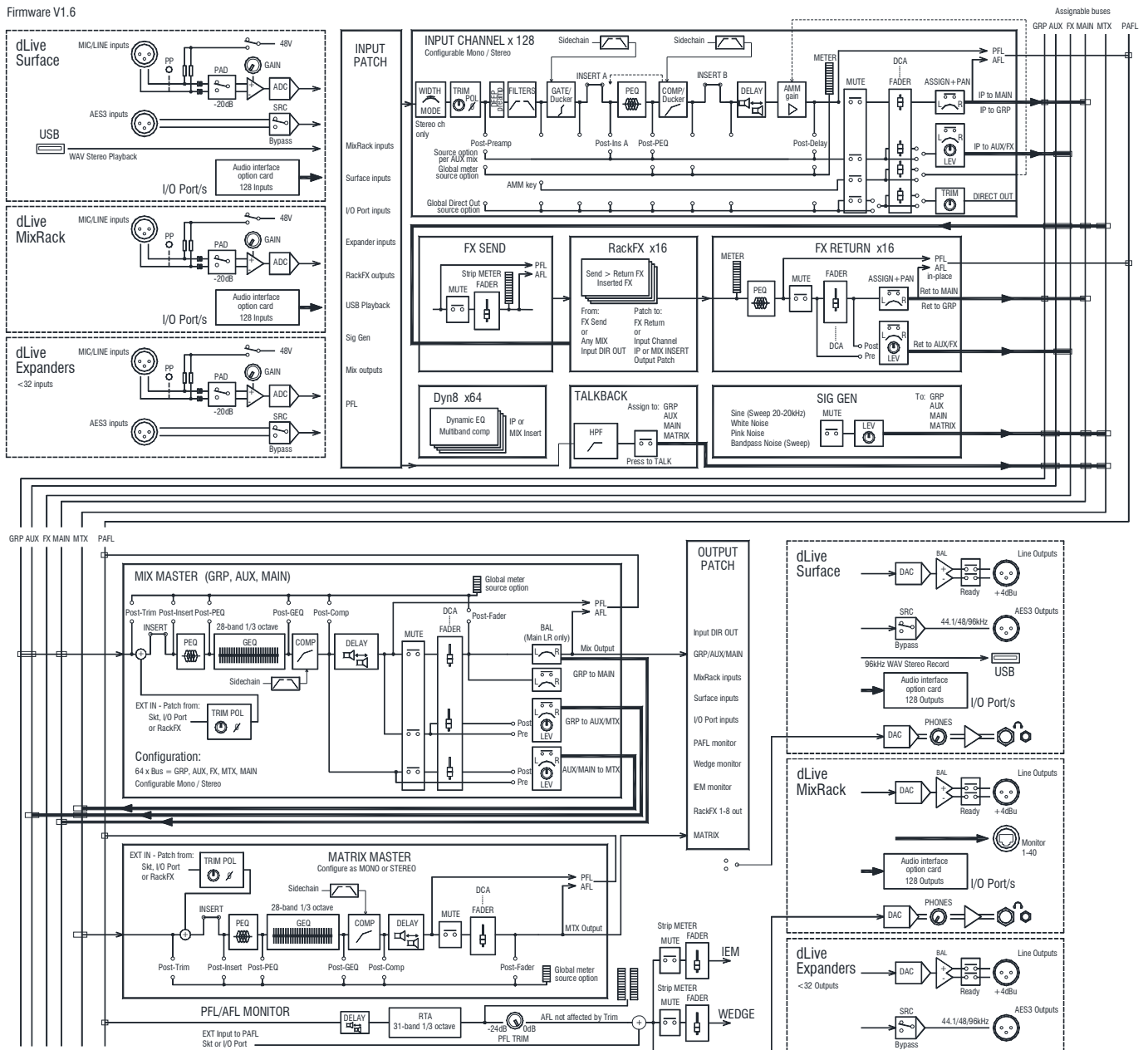
The mixer shall be the Allen&Heath dLive DM32.

Block Diagram

dLive SYSTEM BLOCK DIAGRAM

Firmware V1.6

128 input channels x 64 bus Mix Engine



Technical Specifications

Inputs

Mic/Line XLR Inputs	Balanced XLR, +48V phantom power
Mic/Line Preamp	Fully recallable
Input Sensitivity	-60 to +15dBu
Analogue Gain	+5 to +60dB, 1dB steps
Pad	-20dB Active PAD
Maximum Input Level	+30dBu (PAD in)
Input Impedance	>4k Ω (Pad out), >10k Ω (Pad in)
Mic EIN	-127dB with 150 Ω source
Phantom Power indication	Per socket, internal or external phantom power sensing, triggered at 24V

Outputs

Analogue XLR Outputs	Balanced, Relay protected
Output Impedance	<75 Ω
Nominal Output	+4dBu = 0dB meter reading
Maximum Output Level	+22dBu
Residual Output Noise	-92dBu (muted, 20-20kHz)
	-90dBu (muted, 20-40kHz)

Dimensions and Weights

	Width x Depth x Height x Weight
DM32	482.6 x 313 x 325 mm (19"x 12.3"x 12.8") x 15kg (33lbs)
DM32 - boxed	590 x 420 x 470 mm (23.2"x 16.5"x 18.5") x 17.5kg (38.6lbs)

System

Measured balanced XLR in to XLR out, 20-20kHz, minimum Gain, Pad out, signal @ 0dB (meter)	
Dynamic Range	110dB
System Signal to Noise	-92dB
Frequency Response	20Hz - 30kHz +0/-0.8dB
THD+N (analogue in to out)	0.0015% @ +16dBu output, 1kHz 0dB gain
Headroom	+18dB
Internal operating Level	0dBu
dBFS Alignment	+18dBu = 0dBFS (+22dBu at XLR output)
Meter Calibration	0dB meter = -18dBFS (+4dBu at XLR out)
Meter Peak indication	-3dBFS (+19dBu at XLR out)

Sampling Rate	96kHz +/- 20 PPM
ADC	24-bit Delta-Sigma
DAC	24-bit Delta-Sigma
Latency	0.7 ms (MixRack XLR in to XLR out, Input to Mix) + 5 samples, Surface to Mixrack (GigaACE hop) + 8 samples, DX32 to Mixrack (DX hop)

Power

Mains Voltage Operating Range	100-240V AC, 50/60Hz
Mains Power Consumption	300W max (MPS16 V1 300W)* 250W max (MPS16 V2 250W)*

ⓘ MPS16 power consumption is printed under AC inlet

Temperature

Operating Temperature Range	
Fitted with MPS16 V1 300w	0°C to 35°C (32°F to 95°F)
Fitted with MPS16 V2 250w	0°C to 40°C (32°F to 104°F)