

SELECTING INSTANCE

Toggle between controlling MASCHINE or Ableton Live with the hardware



TRANSPORT CONTROL

Start playback



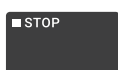
Start session record



Start arrangement record



Stop playback/recording



Enable/disable loop mode



Enable/disable metronome



Tap tempo



EDIT CONTROL

Undo action



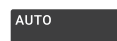
Redo action



Quantize to grid value

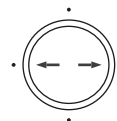


Toggle automation arm

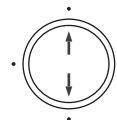


SESSION CONTROL

Select tracks



Select clip in track



Start/stop selected clip



MIXER CONTROL

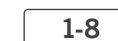
Mute/unmute track



Solo/unsolo track



Jump to a track



Switch track bank



Set knob 1-8 to control panorama



Set knob 1-8 to control volume



Coarse adjust panorama/volume of selected track



Fine adjust panorama/volume of selected track




SELECTING INSTANCE

Toggle between controlling MASCHINE or Logic Pro with the hardware



TRANSPORT CONTROL

Start playback



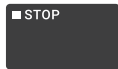
Start recording



Enable/disable count-in



Stop playback/recording at current position



Enable/disable loop mode



Move loop by its own length



Enable/disable metronome



Tap tempo



EDIT CONTROL

Undo action



Redo action



Quantize to grid value



Toggle automation between read mode and touch mode



MIXER CONTROL

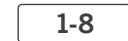
Mute/unmute track



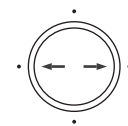
Solo/unsolo track



Jump to a track



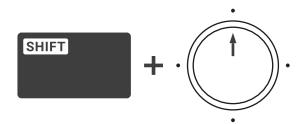
Select previous/next track



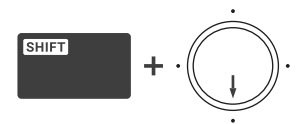
Switch track bank



Set knob 1-8 to control panorama



Set knob 1-8 to control volume



Coarse adjust panorama/volume of selected track



Fine adjust panorama/volume of selected track

