

# ART 915-A

## PROFESSIONAL ACTIVE SPEAKER

### DESCRIPTION

ART 915-A is masterfully engineered to deliver stellar audio performance and versatility for intensive audio applications.

The combination of a 1.75" compression driver, 15" woofer, two-channel 2100W amplifier, and a constant directivity True Resistive Waveguide produces coherent 100° x 60° coverage for the listening area with up to 131 dB SPL, distortion-free sound.

Used as a stand-alone speaker for a FOH system, satellite (with subwoofer), stage monitor, or flown, the ART 915-A packs high-performance and reliability in a compact enclosure. Designed to be the most flexible loudspeaker in its class, it also features multiple rigging points for fixed installation. Merging RCF proprietary FiRPHASE and Bass Motion Control DSP processing, perfectly tuned for each model, the audience will experience absolute clarity and deep, powerful bass response.

The sleek cabinet uses a special polypropylene composite material with an M-brace internal reinforcement, making it easy



### FEATURES

- Up to 131 dB Sound Pressure Level
- 2100W Class-D Bi-Amplification
- 50-20000 Hz linear frequency response
- 1.75" Compression Driver
- 15" Woofer
- FiRPHASE zero degrees phase technology
- Bass Motion Control woofer excursion management

## TECHNICAL SPECIFICATIONS

|                                  |                            |                                |
|----------------------------------|----------------------------|--------------------------------|
| <b>Acoustical specifications</b> | Frequency Response:        | 45 Hz ÷ 20000 Hz               |
|                                  | Max SPL @ 1m:              | 131 dB                         |
|                                  | Horizontal coverage angle: | 100°                           |
|                                  | Vertical coverage angle:   | 60°                            |
| <b>Transducers</b>               | Compression Driver:        | 1 x 1.0", 1.75" v.c            |
|                                  | Woofers:                   | 15", 2.5" v.c                  |
| <b>Input/Output section</b>      | Input signal:              | bal/unbal                      |
|                                  | Input connectors:          | XLR, Jack                      |
|                                  | Output connectors:         | XLR                            |
|                                  | Input sensitivity:         | -2 dBu/+4 dBu                  |
| <b>Processor section</b>         | Crossover Frequencies:     | 1800 Hz                        |
|                                  | Protections:               | Thermal, RMS                   |
|                                  | Limiter:                   | Soft Limiter                   |
|                                  | Controls:                  | Linear, Boost, Stage, Volume   |
| <b>Power section</b>             | Total Power:               | 2100 W Peak                    |
|                                  | High frequencies:          | 700 W Peak                     |
|                                  | Low frequencies:           | 1400 W Peak                    |
|                                  | Cooling:                   | Convection                     |
|                                  | Connections:               | VDE                            |
| <b>Standard compliance</b>       | CE marking:                | Yes                            |
| <b>Physical specifications</b>   | Cabinet/Case Material:     | PP Composite                   |
|                                  | Hardware:                  | 1 x M10 Top, 1 x M10 each side |
|                                  | Handles:                   | 1 Top , 1 each side            |
|                                  | Pole mount/Cap:            | Yes                            |
|                                  | Grille:                    | Steel                          |
|                                  | Color:                     | Black                          |
| <b>Size</b>                      | Height:                    | 717 mm / 28.23 inches          |
|                                  | Width:                     | 415 mm / 16.34 inches          |
|                                  | Depth:                     | 410 mm / 16.14 inches          |
|                                  | Weight:                    | 22 kg / 48.5 lbs               |
| <b>Shipping informations</b>     | Package Height:            | 760 mm / 29.92 inches          |
|                                  | Package Width:             | 475 mm / 18.7 inches           |
|                                  | Package Depth:             | 470 mm / 18.5 inches           |
|                                  | Package Weight:            | 24.2 kg / 53.35 lbs            |



**PART NUMBER**

- **13000679**

ART 915-A

115V

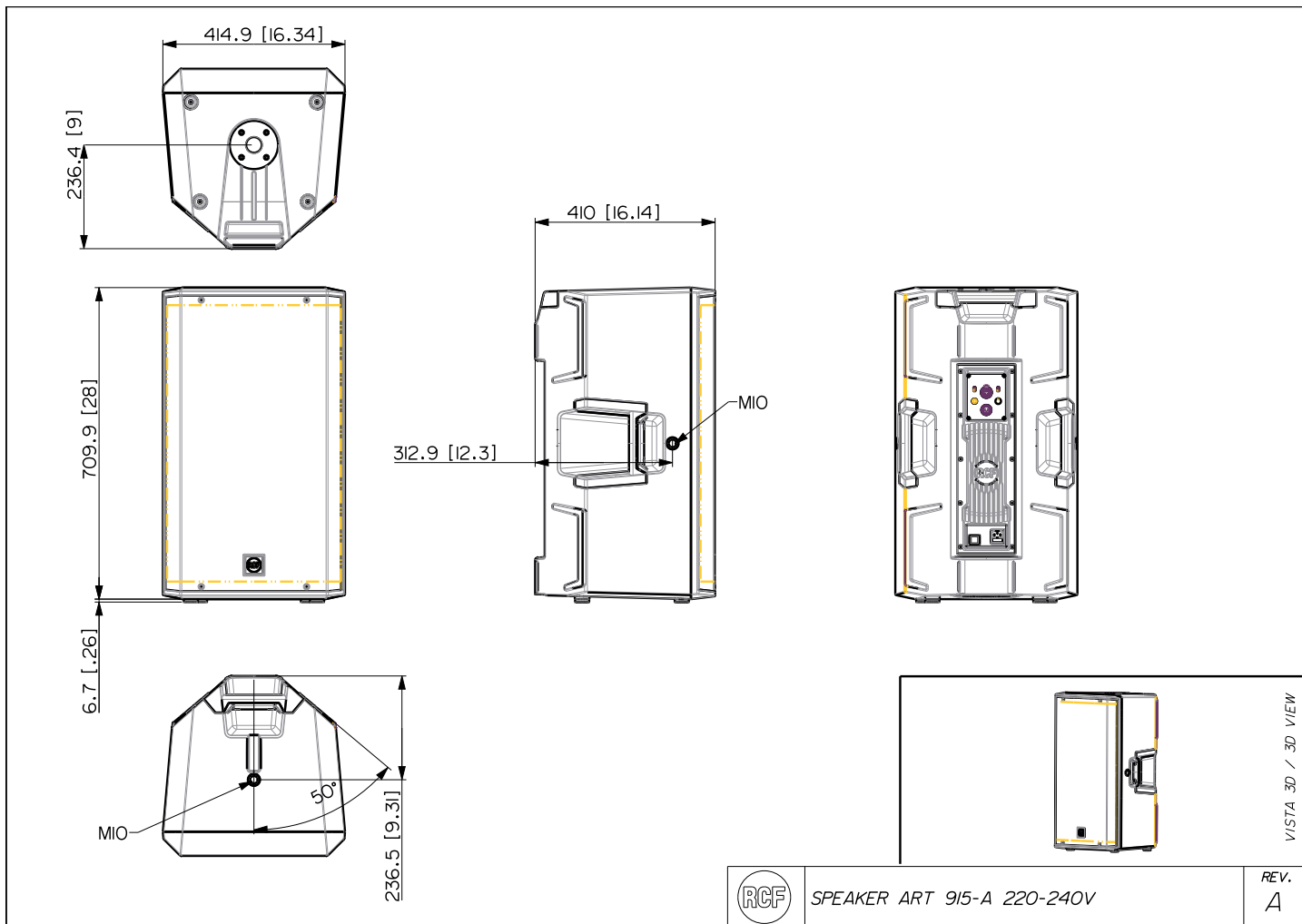
EAN 8024530019273

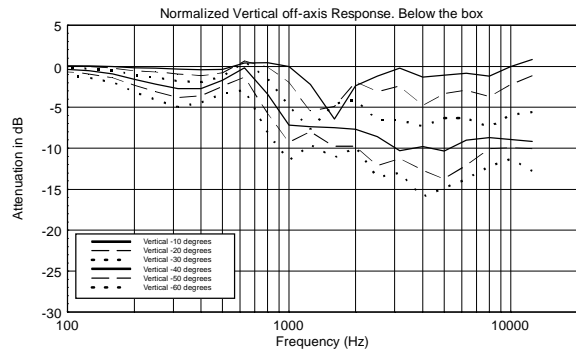
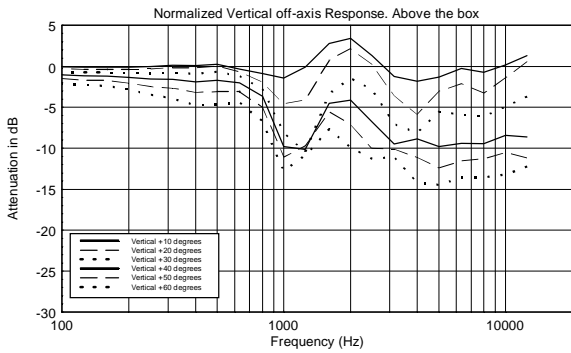
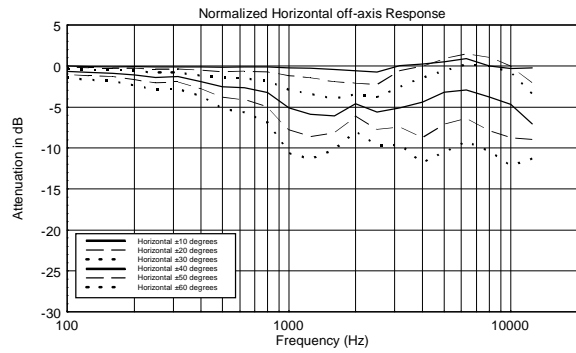
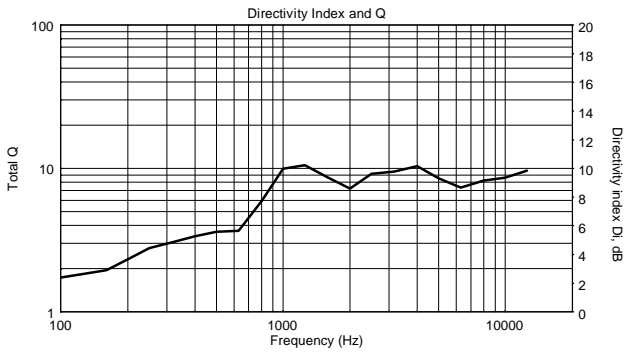
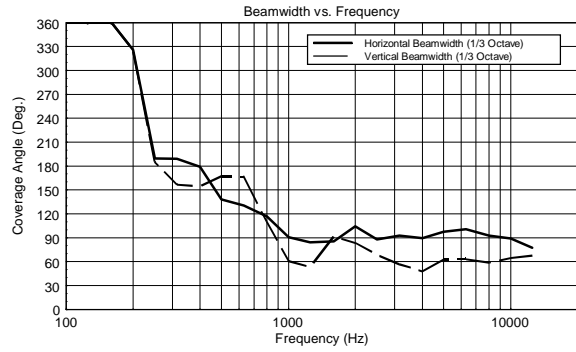
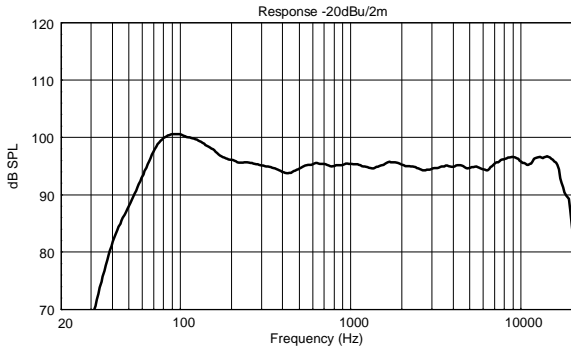
- **13000656**

ART 915-A

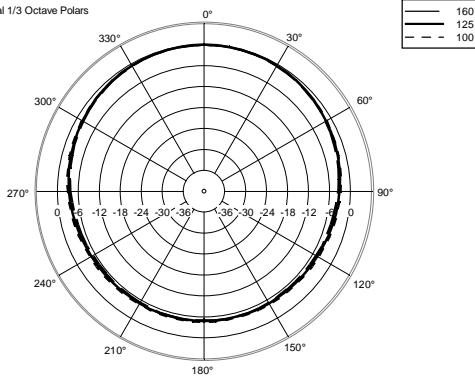
220-240V

EAN 8024530019129

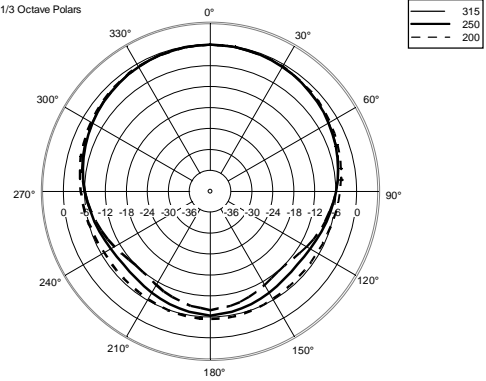




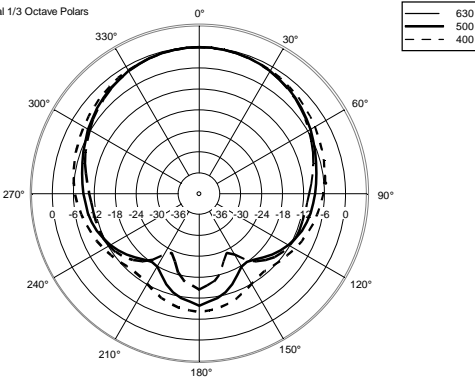
Horizontal 1/3 Octave Polars



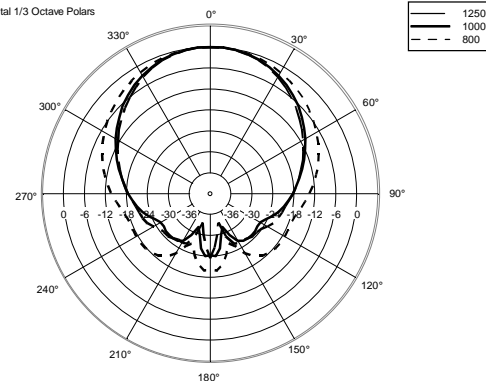
Horizontal 1/3 Octave Polars



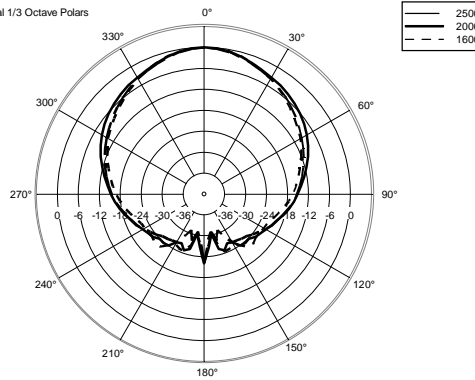
Horizontal 1/3 Octave Polars



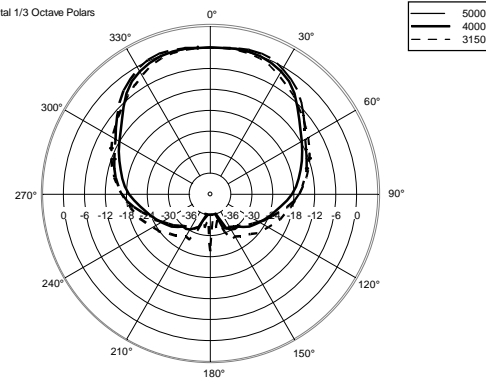
Horizontal 1/3 Octave Polars



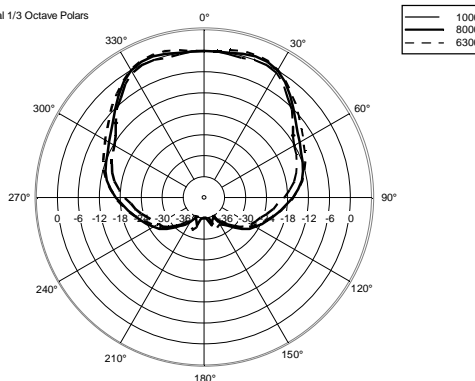
Horizontal 1/3 Octave Polars



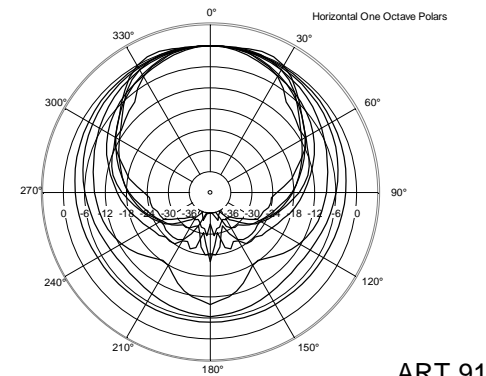
Horizontal 1/3 Octave Polars












Horizontal 1/3 Octave Polars



Horizontal One Octave Polars



**ACCESSORIES**

|   |  |                     |                                  |
|---|--|---------------------|----------------------------------|
|    | AC PMA - POLE MOUNT                    | PART NUMBER<br>EAN: | <b>13360034</b><br>8024530007713 |
|    | AC PM-M20                              | PART NUMBER<br>EAN: | <b>13360067</b><br>8024530014599 |
|    | AC PMX POLE MOUNT M20                  | PART NUMBER<br>EAN: | <b>13360232</b><br>8024530010058 |
|   | AC PRO-FS PROFESS. LOCKING FLOOR STAND | PART NUMBER<br>EAN: | <b>13360109</b><br>8024530006471 |
|  | AC PRO-PM PROFESS. LOCKING POLE MOUNT  | PART NUMBER<br>EAN: | <b>13360110</b><br>8024530006488 |
|  | COVER CVR ART 915                      | PART NUMBER<br>EAN: | <b>13360478</b><br>8024530018856 |
|  | FLYING BRACKET FL-BR ART 915           | PART NUMBER<br>EAN: | <b>13360481</b><br>8024530019174 |
|  | HORIZONTAL BRACKET H-BR ART 915        | PART NUMBER<br>EAN: | <b>13360479</b><br>8024530019198 |
|  | VERTICAL BRACKET V-BR ART 915          | PART NUMBER<br>EAN: | <b>13360480</b><br>8024530019181 |